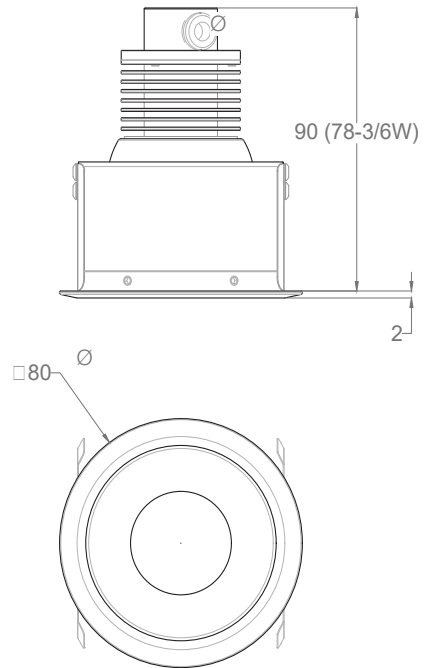


TONO mR

Downlights | IP55 | Class III | Dimmable



LIGHT SOURCE & OPTIC

Power

3W
6W
9W

Lens

3° - 3W
10°/ 30°/ 50° - 6/9W

Beam Direction

Adjustable:
Tilting +/- 25°, rotating +/- 360°,
Symmetrical

Material

PMMA

LED quantity

1

Binning

2 MacAdam steps

Color temperature & quality

2200K CRI>80
2700K CRI>80
3000K CRI>80/90
3500K CRI>80
4000K CRI>80

Lifetime (Ta 25°)

L90 >60.500 hrs

FIXTURE

Dimensions

Ø 80mm x H 90mm (78mm - 3/6W)

Material

Aluminium

Body finishes

Black
Gray
White
All White

Weight

290gr

Mounting

Recessed: cut out Ø 73mm

Fixing

Springs

Working temperature

-20° / +40°

ELECTRICAL FEATURES

Power supply

Constant current:
500mA
700mA
900mA
Typical Vf= 3V - 900mA
Typical Vf= 12V - 500/700mA

Driver requirement

Remote (not included)

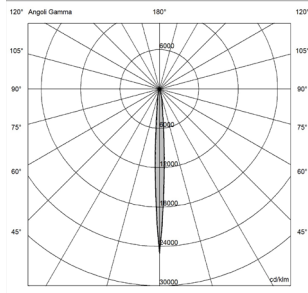
Control

On/off
Push switch
Phase Cut
0/1-10 V
Casambi
DALI

TONO mR

PHOTOMETRIC DATA (3000K CRI>80)

3W - 3° | UGR 6

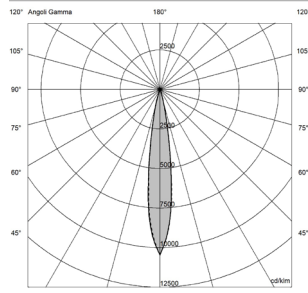


H (m)	D (m)	Eav (lx)
1	0.11	3323
2	0.22	831
3	0.33	369
4	0.44	208
5	0.55	133

Total lumen output
219 lm

Efficacy
73 lm/W

6W - 10° | UGR 8

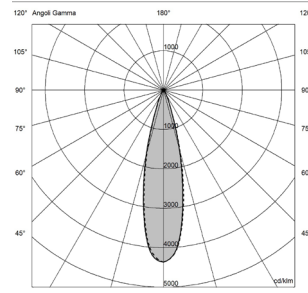


H (m)	D (m)	Eav (lx)
1	0.27	3438
2	0.55	859
3	0.82	382
4	1.10	215
5	1.37	138

Total lumen output
520 lm

Efficacy
87 lm/W

6W - 30° | UGR 12

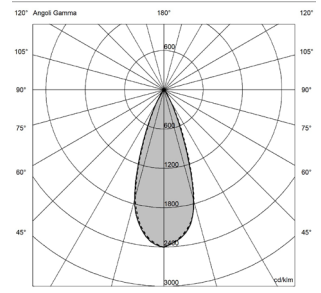


H (m)	D (m)	Eav (lx)
1	0.45	1283
2	0.90	321
3	1.35	143
4	1.80	80
5	2.25	51

Total lumen output
466 lm

Efficacy
78 lm/W

6W - 50° | UGR 14

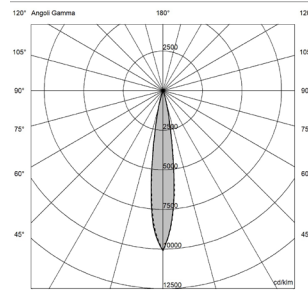


H (m)	D (m)	Eav (lx)
1	0.69	653
2	1.37	163
3	2.06	73
4	2.74	41
5	3.43	26

Total lumen output
442 lm

Efficacy
74 lm/W

9W - 10° | UGR 9

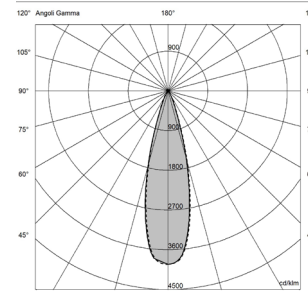


H (m)	D (m)	Eav (lx)
1	0.28	4495
2	0.56	1124
3	0.84	499
4	1.12	281
5	1.40	180

Total lumen output
703 lm

Efficacy
78 lm/W

9W - 30° | UGR 13

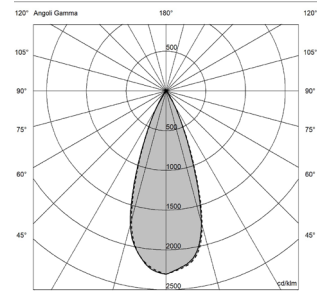


H (m)	D (m)	Eav (lx)
1	0.49	1600
2	0.98	400
3	1.47	178
4	1.96	100
5	2.45	64

Total lumen output
640 lm

Efficacy
71 lm/W

9W - 50° | UGR 15



H (m)	D (m)	Eav (lx)
1	0.70	857
2	1.40	214
3	2.11	95
4	2.81	54
5	3.51	34

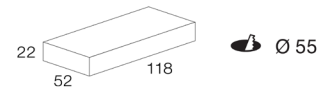
Total lumen output
599 lm

Efficacy
66 lm/W

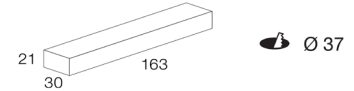
SUGGESTED REMOTE DRIVERS

On/Off :

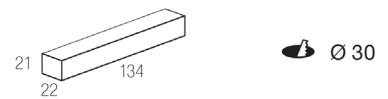
CC20-F-500-N / CC20-F-700-N



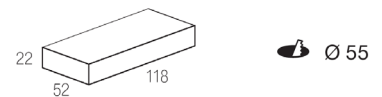
CC23-F-900-SP

**Multifunction (DALI 2, 0/1-10V, PUSH RIPPLE FREE, AM DIMMING):**

CC15-D-500-S / CC15-D-700-S



CC25-DM-900-N



Other options upon request